

[Colorguard Scholastic Regional A2](#)
[Colorguard Scholastic Regional A1](#)
[Colorguard Independent Regional A](#)
[Colorguard Scholastic A3](#)

[Print](#) [Back to Top](#)



EC Glass High School Guard - Finals


Saturday, March 25, 2017 - North



Colorguard Scholastic Regional A2

	Equipment Analysis			Movement Analysis			Design Analysis			General Effect						Sub Total	Timing & Penalties		Total	
	C. Pawlas			R. Casteen			D. Casteen			J. Potter			C. Sharp				J. Paxton			
	Voc	Exc	Tot*	Voc	Exc	Tot*	Comp	Exc	Tot	Rep	Perf	Tot	Rep	Perf	Tot		Tot	Pen		Tot
Manchester High School Winter Guard	68 1	65 1	13.21 1	65 1	65 1	13.00 1	67 1	66 1	13.30 1	69 1	67 1	13.60 1	65 1	63 1	12.80 1	26.40 1	65.910 1	0	0.00	65.910 1
Patrick Henry High School Winterguard	64 2	61 2	12.41 2	61 2	59 2	11.94 2	58 2	56 2	11.40 2	59 2	57 2	11.60 2	57 2	55 2	11.20 2	22.80 2	58.550 2	0	0.00	58.550 2

* Total reflects factored subcaptions



[Print](#) [Back to Top](#)



EC Glass High School Guard - Finals

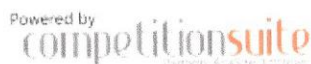
Saturday, March 25, 2017 - North



Colorguard Scholastic Regional A1

	Equipment Analysis			Movement Analysis			Design Analysis			General Effect						Sub Total	Timing & Penalties		Total	
	C. Pawlas			R. Casteen			D. Casteen			J. Potter			C. Sharp				J. Paxton			
	Voc	Exc	Tot*	Voc	Exc	Tot*	Comp	Exc	Tot	Rep	Perf	Tot	Rep	Perf	Tot		Tot	Pen		Tot
Great Bridge HS Winterguard	83 1	80 1	16.21 1	79 1	75 1	15.28 1	77 1	73 1	15.00 1	77 1	74 1	15.10 1	80 1	77 1	15.70 1	30.80 1	77.290 1	0	0.00	77.290 1
Brookville HS Winterguard	70 2	67 2	13.61 2	63 2	58 2	11.95 2	56 2	52 2	10.80 2	56 2	52 2	10.80 2	61 2	56 2	11.70 2	22.50 2	58.860 2	0	0.00	58.860 2

* Total reflects factored subcaptions



[Print](#) [Back to Top](#)



EC Glass High School Guard - Finals


Saturday, March 25, 2017 - North



Colorguard Independent Regional A

	Equipment Analysis			Movement Analysis			Design Analysis			General Effect						Timing & Penalties				
	C. Pawlas			R. Casteen			D. Casteen			J. Potter			C. Sharp			Sub Total	J. Paxton		Total	
	Voc	Exc	Tot*	Voc	Exc	Tot*	Comp	Exc	Tot	Rep	Perf	Tot	Rep	Perf	Tot		Tot	Pen		Tot
Virginia Tech VallanT Indoor Guard	77 2	69 2	14.36 2	77 1	74 1	15.01 1	74 1	71 1	14.50 1	68 1	63 2	13.10 1	67 1	65 1	13.20 1	26.30 1	70.170 1	0	0.00	70.170 1
Starling Independent	78 1	75 1	15.21 1	74 2	72 2	14.54 2	73 2	69 2	14.20 2	66 2	64 1	13.00 2	66 2	64 2	13.00 2	26.00 2	69.950 2	0.5	-0.50	69.450 2

* Total reflects factored subcaptions



[Print](#) [Back to Top](#)



EC Glass High School Guard - Finals

Saturday, March 25, 2017 - North



Colorguard Scholastic A3

	Equipment Analysis			Movement Analysis			Design Analysis			General Effect						Timing & Penalties				
	N. Name			R. Casteen			D. Casteen			J. Potter			C. Sharp			Sub Total	J. Paxton		Total	
	Voc	Exc	Tot*	Voc	Exc	Tot*	Comp	Exc	Tot	Rep	Perf	Tot	Rep	Perf	Tot		Tot	Pen		Tot
EC Glass HS Winterguard	70 1	70 1	14.00 1	70 1	68 1	13.74 1	75 1	73 1	14.80 1	72 1	71 1	14.30 1	76 1	74 1	15.00 1	29.30 1	71.840 1	0	0.00	71.840 1

* Total reflects factored subcaptions

