


[Colorguard Middle School](#)
[Colorguard Scholastic Regional A2](#)
[Colorguard Scholastic Regional A1](#)
[Colorguard Independent Regional A](#)



EC Glass High School Guard - Prelims

Saturday, March 25, 2017 - North

[Print](#) [Back to Top](#)



Colorguard Middle School

| | Equipment Analysis | | | Movement Analysis | | | Design Analysis | | | General Effect | | | | | | Sub Total | Timing & Penalties | | | |
|---------------------------|--------------------|---------|-----------|-------------------|---------|-----------|-----------------|---------|-----------|----------------|---------|-----------|----------|---------|-----------|------------|--------------------|-----|-------|-------------|
| | C. Pawlas | | | R. Casteen | | | D. Casteen | | | J. Potter | | | C. Sharp | | | | J. Paxton | | | |
| | Voc | Exc | Tot* | Voc | Exc | Tot* | Comp | Exc | Tot | Rep | Perf | Tot | Rep | Perf | Tot | | Tot | Pen | Tot | Total |
| Cumberland MS Winterguard | 42 1 | 39 1 | 8.01 1 | 36 1 | 32 1 | 6.68 1 | 43 1 | 40 1 | 8.30 1 | 45 1 | 40 1 | 8.50 1 | 43 1 | 40 1 | 8.30 1 | 16.80 1 | 39.790 1 | 5.4 | -5.40 | 34.390 1 |

* Total reflects factored subcaptions



EC Glass High School Guard - Prelims

Saturday, March 25, 2017 - North

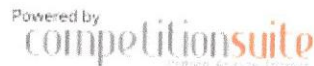
[Print](#) [Back to Top](#)



Colorguard Scholastic Regional A2

| | Equipment Analysis | | | Movement Analysis | | | Design Analysis | | | General Effect | | | | | | Sub Total | Timing & Penalties | | | |
|---------------------------------------|--------------------|---------|------------|-------------------|---------|------------|-----------------|---------|------------|----------------|---------|------------|----------|---------|------------|------------|--------------------|-----|------|-------------|
| | C. Pawlas | | | R. Casteen | | | D. Casteen | | | J. Potter | | | C. Sharp | | | | J. Paxton | | | |
| | Voc | Exc | Tot* | Voc | Exc | Tot* | Comp | Exc | Tot | Rep | Perf | Tot | Rep | Perf | Tot | | Tot | Pen | Tot | Total |
| Manchester High School Winter Guard | 65 1 | 61 1 | 12.48 1 | 65 1 | 63 1 | 12.74 1 | 67 1 | 63 1 | 13.00 1 | 64 1 | 62 1 | 12.60 1 | 63 1 | 60 1 | 12.30 1 | 24.90 1 | 63.120 1 | 0 | 0.00 | 63.120 1 |
| Patrick Henry High School Winterguard | 62 2 | 60 2 | 12.14 2 | 60 2 | 57 2 | 11.61 2 | 55 2 | 51 2 | 10.60 2 | 57 2 | 53 2 | 11.00 2 | 54 2 | 52 2 | 10.60 2 | 21.60 2 | 55.950 2 | 0 | 0.00 | 55.950 2 |

* Total reflects factored subcaptions





EC Glass High School Guard - Prelims

Saturday, March 25, 2017 - North


[Print](#) [Back to Top](#)



Colorguard Scholastic Regional A1

| | Equipment Analysis | | | Movement Analysis | | | Design Analysis | | | General Effect | | | | | | | Timing & Penalties | | | |
|-----------------------------|--------------------|---------|------------|-------------------|---------|------------|-----------------|---------|------------|----------------|---------|------------|----------|---------|------------|------------|--------------------|-----------|------|-------------|
| | C. Pawlas | | | R. Casteen | | | D. Casteen | | | J. Potter | | | C. Sharp | | | | Sub Total | J. Paxton | | Total |
| | Voc | Exc | Tot* | Voc | Exc | Tot* | Comp | Exc | Tot | Rep | Perf | Tot | Rep | Perf | Tot | Tot | | Pen | Tot | |
| | | | | | | | | | | | | | | | | | | | | |
| Great Bridge HS Winterguard | 82 1 | 78 1 | 15.88 1 | 79 1 | 77 1 | 15.54 1 | 77 1 | 75 1 | 15.20 1 | 78 1 | 75 1 | 15.30 1 | 78 1 | 75 1 | 15.30 1 | 30.60 1 | 77.220 1 | 0 | 0.00 | 77.220 1 |
| Brookville HS Winterguard | 68 2 | 63 2 | 12.95 2 | 62 2 | 54 2 | 11.36 2 | 56 2 | 49 2 | 10.50 2 | 56 2 | 50 2 | 10.60 2 | 60 2 | 54 2 | 11.40 2 | 22.00 2 | 56.810 2 | 0 | 0.00 | 56.810 2 |


* Total reflects factored subcaptions



EC Glass High School Guard - Prelims

Saturday, March 25, 2017 - North

[Print](#) [Back to Top](#)



Colorguard Independent Regional A

| | Equipment Analysis | | | Movement Analysis | | | Design Analysis | | | General Effect | | | | | | | Timing & Penalties | | | |
|------------------------------------|--------------------|---------|------------|-------------------|---------|------------|-----------------|---------|------------|----------------|---------|------------|----------|---------|------------|------------|--------------------|-----------|-------|-------------|
| | C. Pawlas | | | R. Casteen | | | D. Casteen | | | J. Potter | | | C. Sharp | | | | Sub Total | J. Paxton | | Total |
| | Voc | Exc | Tot* | Voc | Exc | Tot* | Comp | Exc | Tot | Rep | Perf | Tot | Rep | Perf | Tot | Tot | | Pen | Tot | |
| | | | | | | | | | | | | | | | | | | | | |
| Virginia Tech ValianT Indoor Guard | 78 1 | 71 2 | 14.69 1 | 75 1 | 72 1 | 14.61 1 | 71 2 | 71 1 | 14.20 1 | 66 1 | 64 1 | 13.00 1 | 64 2 | 61 2 | 12.50 2 | 25.50 1 | 69.000 1 | 0 | 0.00 | 69.000 1 |
| Starling Independent | 75 2 | 72 1 | 14.61 2 | 73 2 | 70 2 | 14.21 2 | 72 1 | 68 2 | 14.00 2 | 65 2 | 62 2 | 12.70 2 | 65 1 | 62 1 | 12.70 1 | 25.40 2 | 68.220 2 | 0.7 | -0.70 | 67.520 2 |

* Total reflects factored subcaptions

