

FOREST PARK HIGH SCHOOL PERCUSSION/WINDS

LOCATION: Forest Park High School

ADDRESS: 15721 Forest Park Drive, Woodbridge, VA 22193

POC/EMAIL/PHONE: Nick Ro/ronm@pwcs.edu

TRAVEL OUTSIDE DURING MIGRATION: Yes

GYM AREA: 100' X 240'

GYM ENTRY DOOR WIDTH: 6'

GYM EXIT DOOR WIDTH: 6'

EQUIPMENT PROP STAGING AND/OR STOWING: Hallways around the gym

GYM PERFORMANCE AREA: 78' X 106'




CEILING HEIGHT: 38'

TIMING LINE:
HORIZONTAL – FRONT
TO BACK



← **PERFORMANCE
ENTRANCE**

**LARGE PROP STORAGE
AND ON DECK →**



WARM UP A: Band Room

SEPARATE ENTRANCE AND EXIT: No – entry/exit doors are double wide – the on-deck unit will need to wait until the unit warming up has exited the room

WARM UP A MEASUREMENTS: approx 30' x 40'

OBSTRUCTIONS: No



FLOW to Warm Up A

- | | |
|---------------------------------------|--|
| 1. Unit Check In | 11. Spectator & Judge Seating |
| 2. Unit Holding Area | 12. Performer Seating |
| 3. Percussion Warm Up B | 13. Judges Hospitality & Critique |
| 4. Percussion Warm Up A | 14. Equipment Truck Parking & Loading |
| 5. On Deck | 15. Bus Parking |
| 6. Gym | 16. Spectator Parking |
| 7. Floor Folding & Large Prop Storage | 17. Spectator's Restrooms |
| 8. Concessions | 18. Performer's Restrooms/Dressing Rooms |
| 9. Spectator Entrance to School | 19. AIA Staff and Judges Restrooms |
| 10. Spectator Entrance to Gym | |

14
Bus & Eqm
Truck
Parking

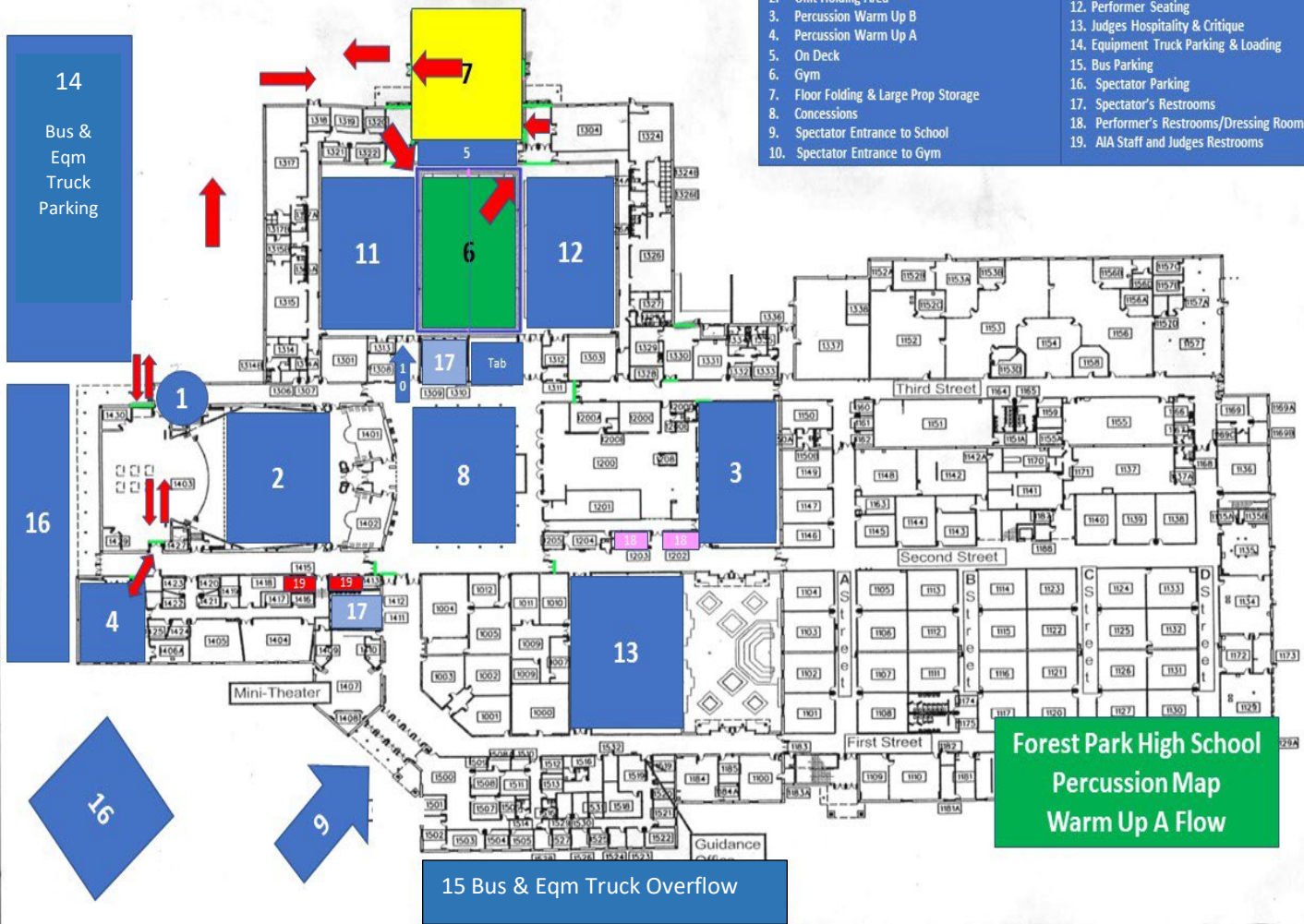
16

16

9



15 Bus & Eqm Truck Overflow

Forest Park High School
Percussion Map
Warm Up A Flow





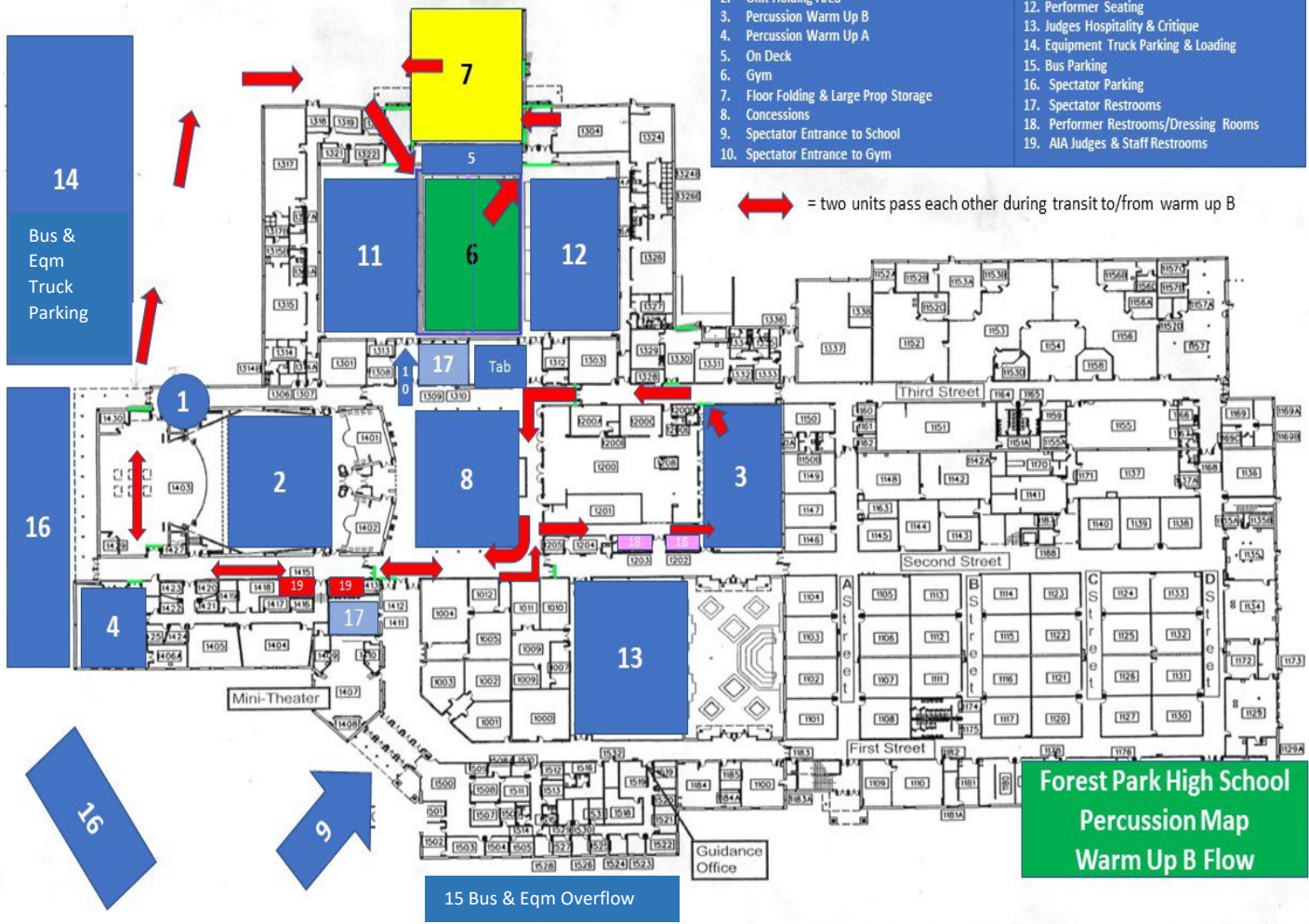
WARM UP B: Cafeteria Room
SEPARATE ENTRANCE AND EXIT: Yes
WARM UP B MEASUREMENTS: 45' X 85'
OBSTRUCTIONS: No
Center bar does remove from enter & exit door



FLOW TO WARM UP B

- | | |
|---------------------------------------|--|
| 1. Unit Check In | 11. Spectator & Judge Seating |
| 2. Unit Holding Area | 12. Performer Seating |
| 3. Percussion Warm Up B | 13. Judges Hospitality & Critique |
| 4. Percussion Warm Up A | 14. Equipment Truck Parking & Loading |
| 5. On Deck | 15. Bus Parking |
| 6. Gym | 16. Spectator Parking |
| 7. Floor Folding & Large Prop Storage | 17. Spectator Restrooms |
| 8. Concessions | 18. Performer Restrooms/Dressing Rooms |
| 9. Spectator Entrance to School | 19. AIA Judges & Staff Restrooms |
| 10. Spectator Entrance to Gym | |

↔ = two units pass each other during transit to/from warm up B



**Forest Park High School
Percussion Map
Warm Up B Flow**

OUTSIDE ROUTE TO ON DECK THROUGH DOOR 6



The garage door to the left is for equipment unloading. Percussion will cross the stage to enter rotation to either warm up room.

Picture to the right is the outside migration to door 6 with enters into On Deck.






Image to the left is the sidewalk leading to Door 6.

Door 6 to the right is double wide with center bar removed.



FLOOR FOLDING IN AUX GYM

Exit door is shown below



CONCESSIONS



OUTSIDE MAP





Atlantic Indoor Association

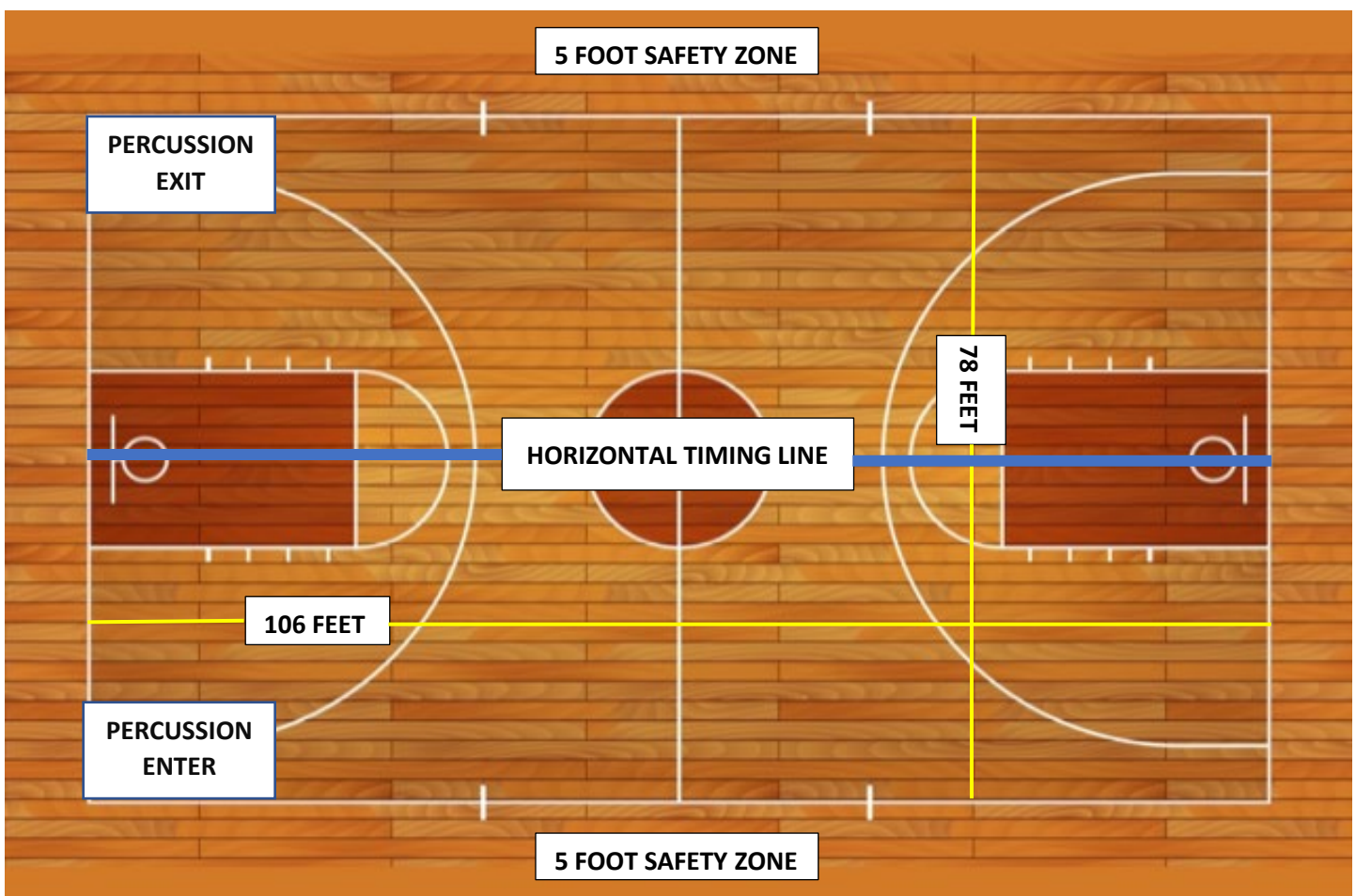
Forest Park High School

Competition Area

All AIA contest sites must have a minimum of 70' x 100' of gym area to accommodate a five (5) foot "safety zone" from spectator seating. If no spectators are seated on the left or right sides of the gym area, then the "safety zone" will be eliminated on the left and right sides of the competition area and can extend to the maximum of 78' x 106'.

The "competition area" at this event measures approximately 78' x 106'. All performing groups must be prepared to perform within that area. Floor tarps may not extend into the "safety zones" per rules found in the Winterguard International Adjudication Manual and Rulebook.

BACKSIDE SEATING



SPECTATOR SEATING