TUSCARORA HIGH SCHOOL

AIA GUARD
FULL JUDGES PANEL
March 21, 2026

LOCATION: Tuscarora High School
ADDRESS: 801 N. King Street Leesburg, VA 20176
HOST CONTACT: McKenzie Durgin, Director of Bands
McKenzie.Durgin@lcps.org
571-252-1900

TRAVEL OUTSIDE DURING MIGRATION: No
PROP STAGING: Athletic Wing Hallways
PERFORMANCE AREA: Main Gym
BODY WARM UP AREA: Auditorium Stage
EQUIPMENT WARM UP AREA: Auxillary Gym
FLOOR FOLDING: Wrestling Room
UNIT HOLDING - MIDDLE / HIGH SCHOOL UNITS: Academic Wing, Main Level
UNIT HOLDING - COLLEGE / SENIOR UNITS: Academic Wing, Lower Level

ARRIVAL & UNLOAD

Mar 21, 2026
Guard

UNIT CHECK-IN / PERFORMER ENTRANCE

Guard Units will check in at door A-7
(see flow map for location)

This is the entrance to the Academic Wing, which will be used for Unit Holding, Changing, and Restrooms. Middle / High School units will be assigned a location on the main level; College / Senior units will be assigned a location on the lower level.

No equipment nor props will enter here. Units may leave personal items in their designated holding area throughout the competition day.

PROPS & EQUIPMENT ENTRANCE

Props and any equipment not needed during warm up will enter through door A-4.
(see flow map for location)

Props and equipment may only be unloaded into the building during the timeframe for your unit's class.

All props will be staged in the athletic hallways and will be collected by units just prior to performing. Equipment needed for warm up will enter through the A-5 door. Specific details are outlined in the Warm Up section.

BODY WARM UP AREA

Auditorium Stage

Mar 21, 2026
Guard

Separate Entrance and Exit: Yes
Obstructions: No

Note: Units SHOULD NOT bring their floors and props to the warm up areas. These will remain in the prop holding area.

Unit performers will travel from unit holding room to body warm up through the main hall and into the auditorium doors (not pictured).

BODY WARM UP AREA EXIT is an internal building door

EXIT DOOR: 7’ 2" height, 6’ width
(no center bar)

EQUIPMENT WARM UP AREA

Auxiliary Gym

Mar 21, 2026
Guard

Separate Entrance and Exit: Yes
Room measurements: 84' x 101'
Obstructions: No



Note: Units SHOULD NOT bring their floors and props to the warm up areas. These will remain in the prop holding area.

When leaving the Equipment Warm Up, Props may be staged in the exit hallway outside of performance entrance.

ENTRY & EXIT DOORS: 6'4" width; 7' height (no center bar)

EQUIPMENT WARM UP ENTRANCE



EQUIPMENT WARM UP EXIT

PERFORMANCE AREA

Mar 21, 2026
Guard



TOTAL AREA: 71'6" x 127'
PERFORMANCE AREA: 70' x 106'

TIMING LINE: Horizontal

ENTRY & EXIT DOORS: 6’4" width; 7' height (no center bar)

GUARD
PERFORMANCE ENTRANCE

GUARD
PERFORMANCE EXIT

Mar 21, 2026
Guard

Atlantic Indoor Association

Tuscarora High School
Competition Area

All AIA contest sites must have a minimum of 70' x 100' of gym area to accommodate a five (5) foot "safety zone" from spectator seating. If no spectators are seated on the left or right sides of the gym area, then the "safety zone" will be eliminated on the left and right sides of the competition area and can extend to the maximum of 78' x 106'.

The "competition area" at this event measures approximately 70' x 106'. All performing groups must be prepared to perform within that area. Floor tarps may not extend into the "safety zones" per rules found in the Winterguard International Adjudication Manual and Rulebook.

BACKSIDE SEATING

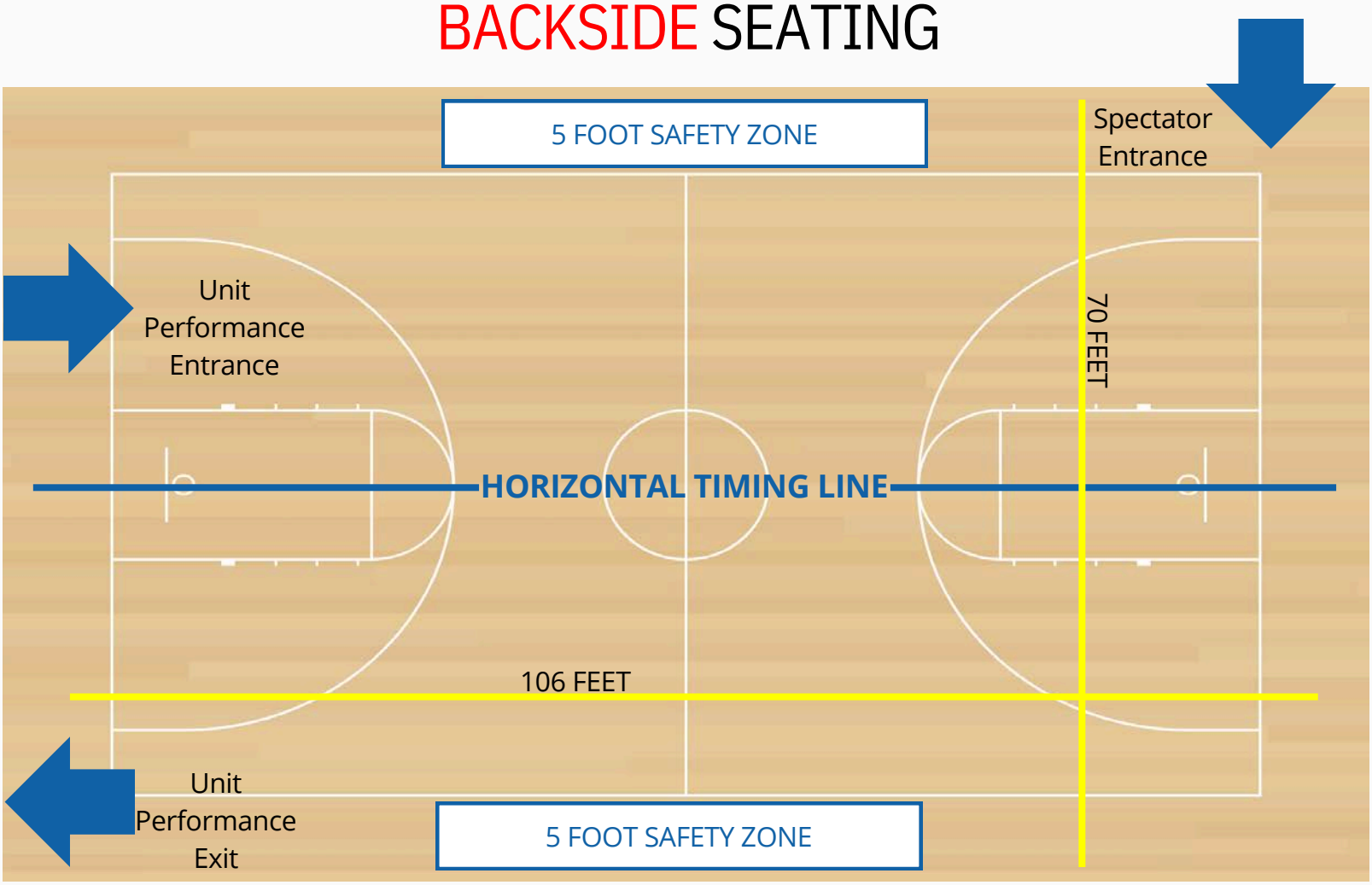

SPECTATOR SEATING

FLOOR FOLDING

Wrestling Room

Atlantic Indoor Association

Mar 21, 2026

Guard



Separate Entrance and Exit: Yes
Room measurements: 44' X 48'6"
Obstructions: Wrestling mats

NOTE: no carts nor individuals wearing shoes may be on any wrestling mats that may be present.

Only performance floors and indivudals folding should enter the wrestling room. All other individuals, equipment, and props will hold in the hallway outside the wrestiling room.

DOORS: 6'4" width; 7' height (no center bar)

FLOOR FOLDING ENTRANCE

FLOOR FOLDING EXIT



DEPARTURE & LOADING

Mar 21, 2026
Guard

All unit performers, props, and equipment will exit through door D-2.
(see flow map for location)

Units will be directed to the trailer / truck parking area to load.



INTERNAL MAP

- Spectators
- Units arrival to warm up
- Units warm up to performance
- Units after performance

Atlantic Indoor Association

March 21, 2026

Guard

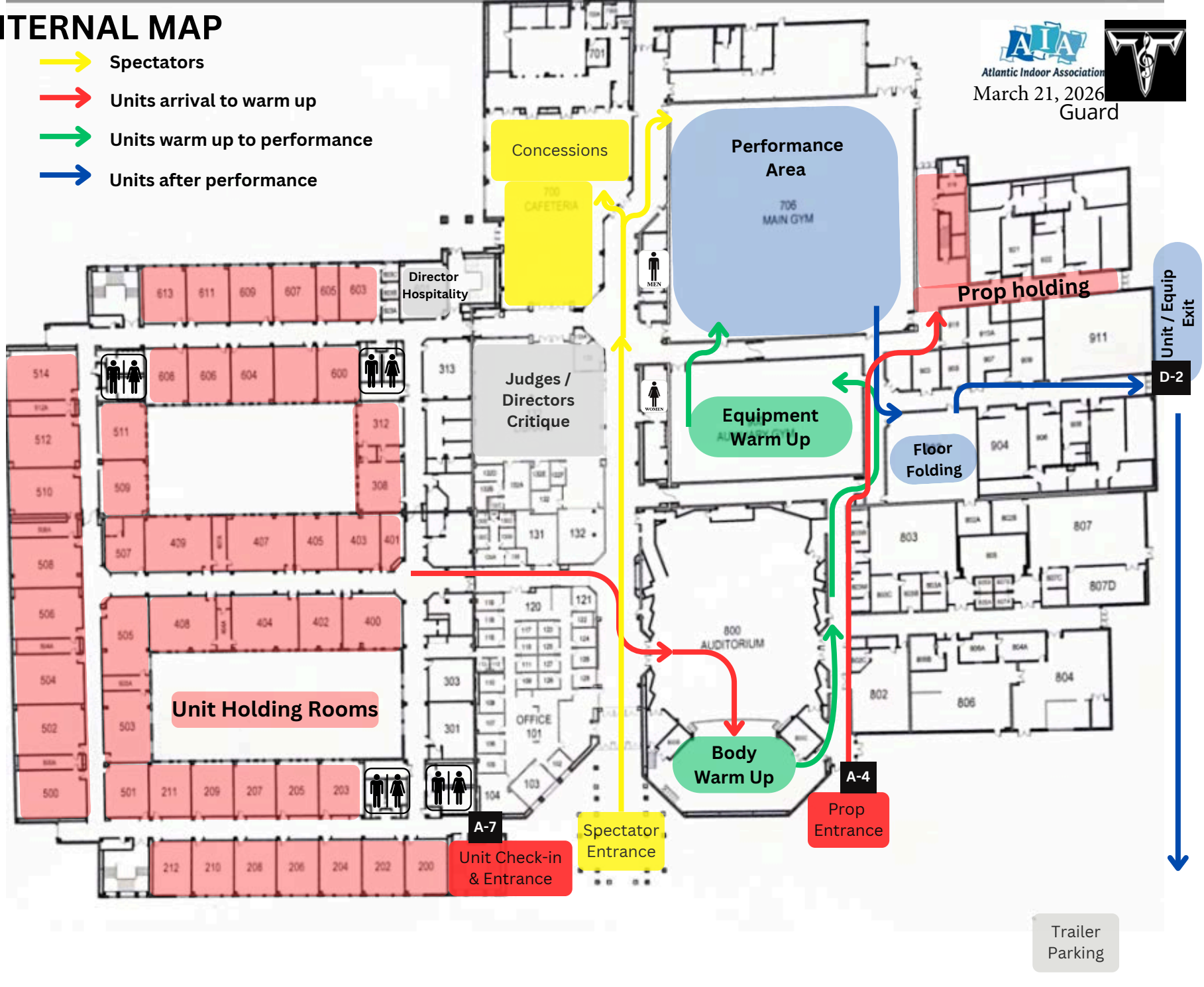

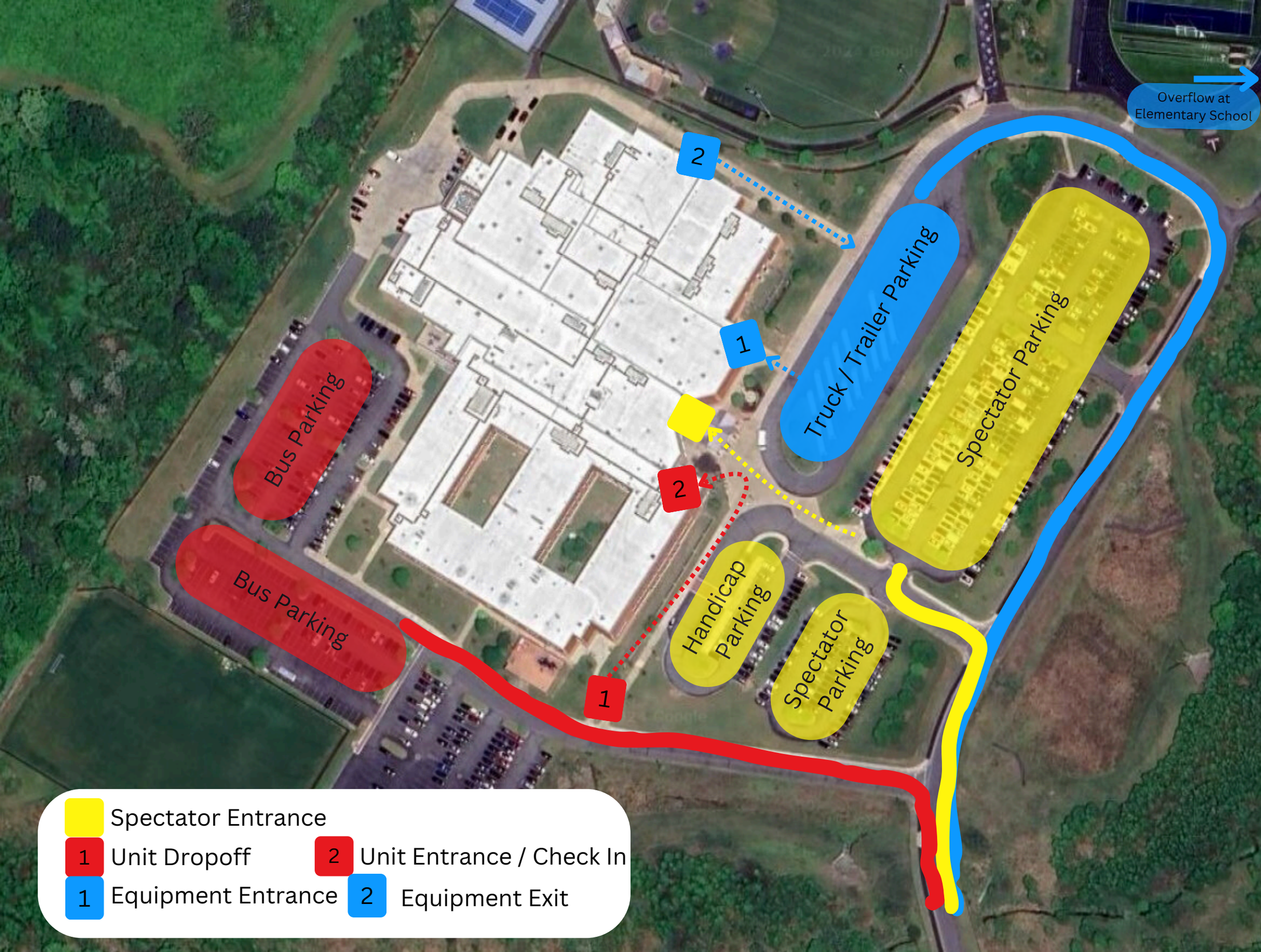
Overflow at Elementary School
2
1
Truck / Trailer Parking
Spectator Parking
Bus Parking
Bus Parking
2
Handicap Parking
Spectator Parking
1
Spectator Entrance
1 Unit Dropoff
2 Unit Entrance / Check In
1 Equipment Entrance
2 Equipment Exit