



TUSCARORA HIGH SCHOOL



AIA PERCUSSION & WINDS FULL JUDGES PANEL

March 21, 2026

LOCATION: Tuscarora High School

ADDRESS: 801 N. King Street Leesburg, VA 20176

HOST CONTACT: McKenzie Durgin, Director of Bands

McKenzie.Durgin@lcps.org

571-252-1900

TRAVEL OUTSIDE DURING MIGRATION: Yes

PROP STAGING: Athletic Wing Hallways

PERFORMANCE AREA: Main Gym

WARM UP AREA "A": Band Room

WARM UP AREA "B": Auditorium Stage

FLOOR FOLDING: Auxillary Gym

UNIT HOLDING - MIDDLE / HIGH SCHOOL UNITS: Academic Wing, Main Level

UNIT HOLDING - COLLEGE / SENIOR UNITS: Academic Wing, Lower Level



Tuscarora High School

est. 2010

ARRIVAL & UNLOAD



UNIT CHECK-IN / PERFORMER ENTRANCE

Percussion/Wind Units will check in at door A-7
(see flow map for location)

This is the entrance to the Academic Wing, which will be used for Unit Holding, Changing, and Restrooms. Middle / High School units will be assigned a location on the main level; College / Senior units will be assigned a location on the lower level.

No equipment nor props will enter here. Units may leave personal items in their designated holding area throughout the competition day.

PROPS & EQUIPMENT ENTRANCE

Props and any equipment not needed during warm up will enter through door A-4.
(see flow map for location)

Props and equipment may only be unloaded into the building during the timeframe for your unit's class.

Props and equipment will be staged in the athletic hallways and will be collected by units after they leave their warm up. Equipment and instruments needed for warm up will enter through designated doors depending on which warm up location is assigned to your unit. Specific details are outlined in the Warm Up section.



WARM UP AREA "A"

Band room




Separate Entrance and Exit: Yes
Room measurements: 37' x 56'
Obstructions: No

Note: Units SHOULD NOT bring their floors and props to the warm up areas. These will remain in the prop holding area.

WARM UP AREA "A" ENTRANCE is an external building door

Note: all equipment and performers must travel from outside building to warm up areas.

ENTRANCE DOOR: 6' height, 7' width
(no center bar)




WARM UP AREA "A" EXIT is 2 sets of internal building doors



FIRST DOOR: 7'3" height, 3' 5" width

SECOND DOOR: 7' height, 6' 1" width
(center bar removed)



Note: event staff will be stationed here to assist getting equipment through this area.

WARM UP AREA "B"

Auditorium Stage



Mar 21, 2026
Percussion/Winds



Separate Entrance and Exit: Yes
Obstructions: No

Note: Units SHOULD NOT bring their floors and props to the warm up areas. These will remain in the prop holding area.

WARM UP AREA "B" ENTRANCE is an external building door (A-4) and an internal building door that is also the exit (below).


Note: all equipment and performers must travel from outside building to warm up areas.

ENTRANCE DOOR: 6' height, 7' width
(no center bar)



WARM UP AREA "B" EXIT is an internal building door

EXIT DOOR: 7' 2" height, 6' width
(no center bar)



PERFORMANCE AREA



TOTAL AREA: 71'6" x 127'
PERFORMANCE AREA: 70' x 106'


TIMING LINE: Horizontal

ENTRY & EXIT DOORS: 6'4" width; 7' height (no center bar)

**PERCUSSION/WINDS
PERFORMANCE ENTRANCE**



**PERCUSSION/WINDS
PERFORMANCE EXIT**





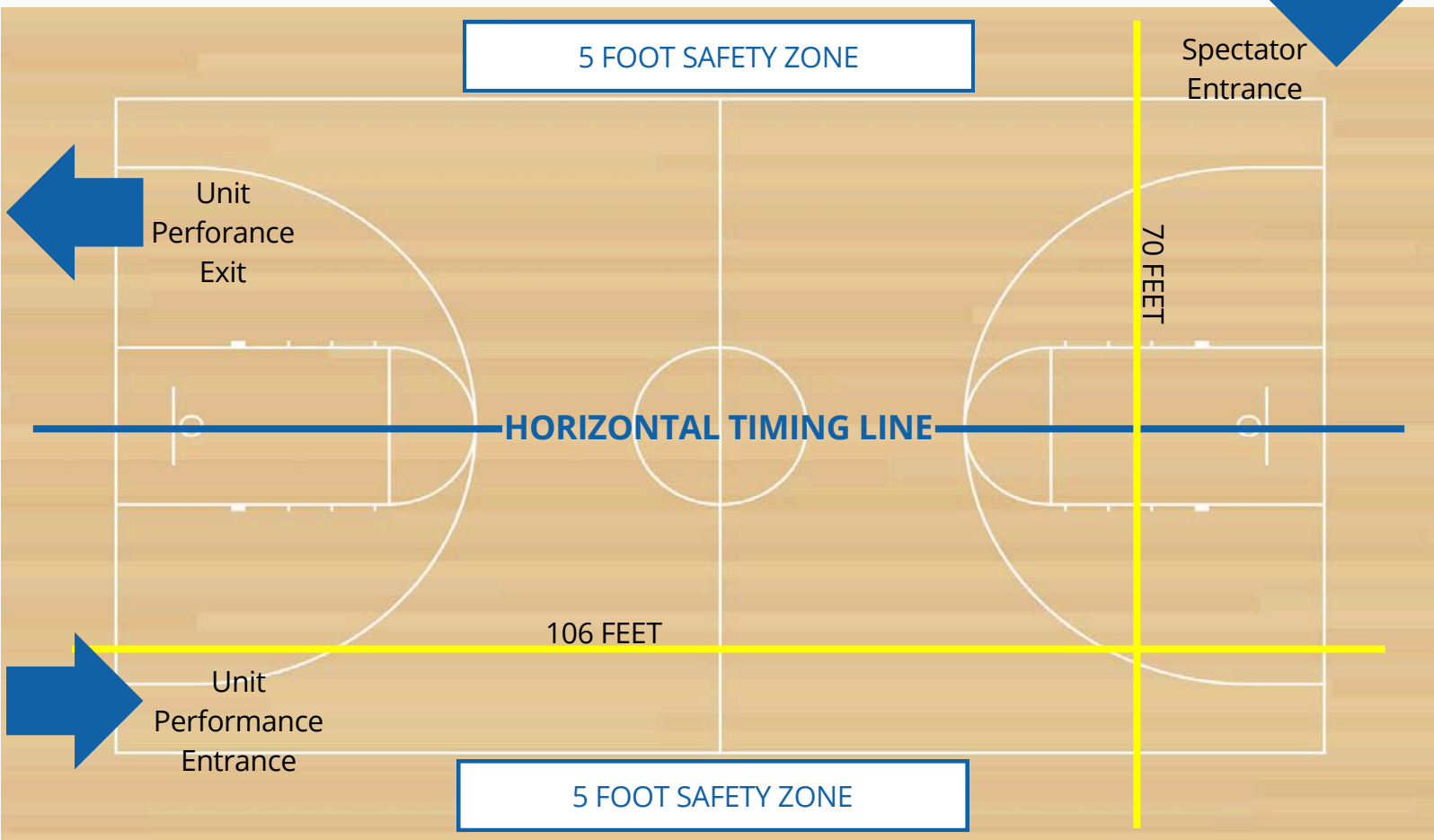
Atlantic Indoor Association

Tuscarora High School Competition Area

All AIA contest sites must have a minimum of 70' x 100' of gym area to accommodate a five (5) foot "safety zone" from spectator seating. If no spectators are seated on the left or right sides of the gym area, then the "safety zone" will be eliminated on the left and right sides of the competition area and can extend to the maximum of 78' x 106'.

The "competition area" at this event measures approximately 70' x 106'. All performing groups must be prepared to perform within that area. Floor tarps may not extend into the "safety zones" per rules found in the Winterguard International Adjudication Manual and Rulebook.

BACKSIDE SEATING



SPECTATOR SEATING

FLOOR FOLDING

Auxiliary Gym



Separate Entrance and Exit: Yes

Room measurements: 84' x 101'

Obstructions: No



ENTRY & EXIT DOORS: 6'4" width; 7' height (no center bar)

**EQUIPMENT WARM UP
ENTRANCE**



EQUIPMENT WARM UP EXIT



DEPARTURE & LOADING

All unit performers, props, and equipment will exit through door A-4 where they entered..
(see flow map for location)

Units will be directed to the trailer / truck parking area to load.

EXIT DOOR: 6' height, 7' width
(no center bar)



INTERNAL MAP

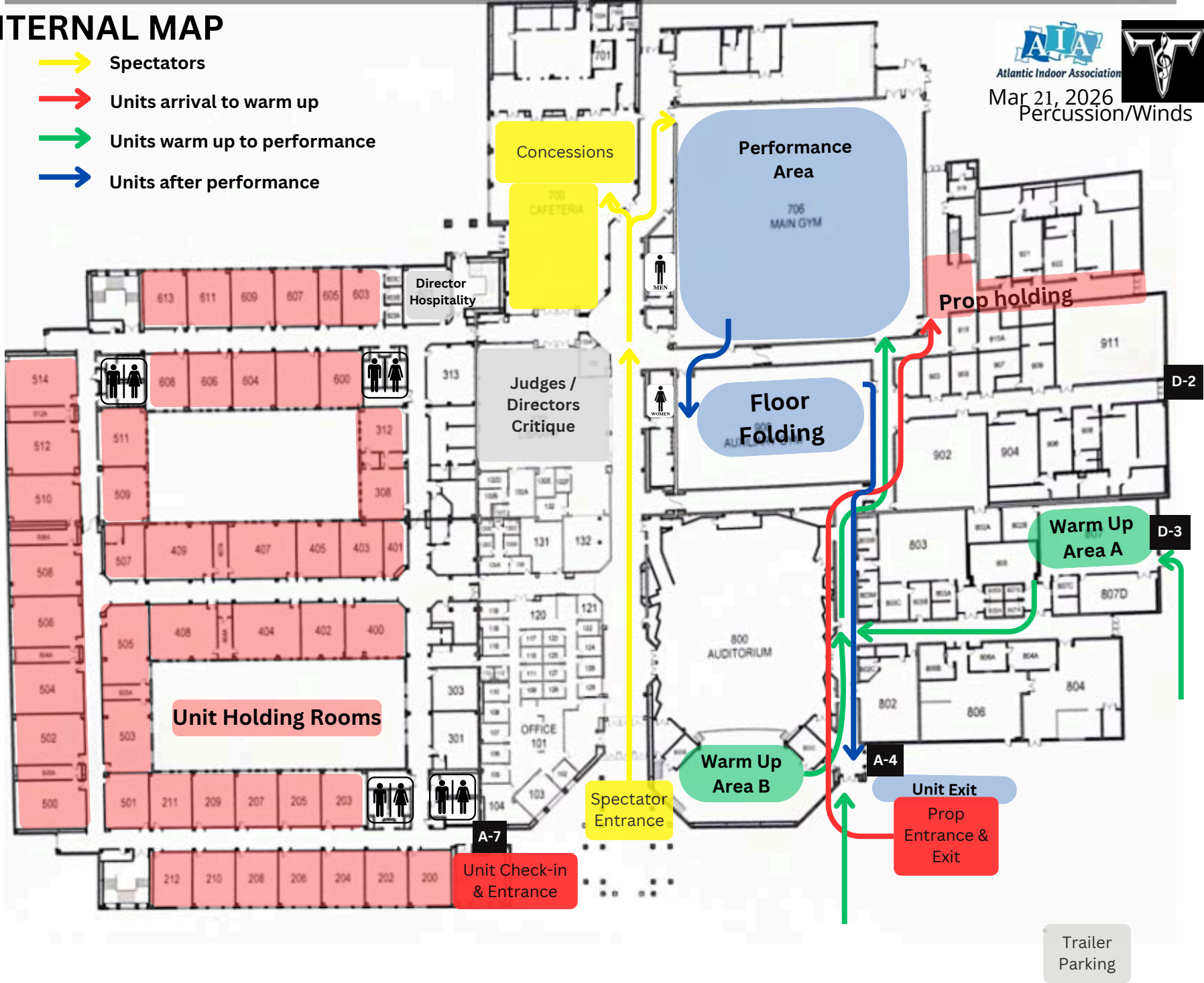


Atlantic Indoor Association



Mar 21, 2026
Percussion/Winds

- Spectators
- Units arrival to warm up
- Units warm up to performance
- Units after performance



Overflow at Elementary School

Bus Parking

Bus Parking

Truck / Trailer Parking





Spectator Parking

Handicap Parking

Spectator Parking

1

2

-  Spectator Entrance
-  1 Unit Dropoff
-  2 Unit Entrance / Check In
-  Equipment Entrance / Exit